

Remote Ready

On the next few slide you will find information explaining how Class Dojo will be used to set activities for your children if they need to access remote learning.



Logging onto a child's account

Please see the video below on how your student can log into their account and access their Portfolio from the website!

https://youtu.be/lOFm_Sv-HcE 

Or view step by step instructions for your device below:

From the Web

<https://classdojo.zendesk.com/hc/en-us/articles/115004708883-How-Does-My-Child-Log-into-Their-Student-Account-at-Home-to-Post-to-Their-Portfolio-#web>



From IOS (Apple devices)

<https://classdojo.zendesk.com/hc/en-us/articles/115004708883-How-Does-My-Child-Log-into-Their-Student-Account-at-Home-to-Post-to-Their-Portfolio-#ios>



From Android

<https://classdojo.zendesk.com/hc/en-us/articles/115004708883-How-Does-My-Child-Log-into-Their-Student-Account-at-Home-to-Post-to-Their-Portfolio-#android>



- Teachers can use ClassDojo portfolios to assign your child activities such as journal entries, worksheets, drawing pages, and more!
- In order to view activities your child's teacher has assigned your child, you will need to be [logged into your child's student account](#).
- Once in your child's student account, here's how you can help them complete their assigned activities



Have a look at the following videos explaining activates and portfolios:

https://www.youtube.com/watch?v=vnfJDONJvCY&feature=emb_rel_pause

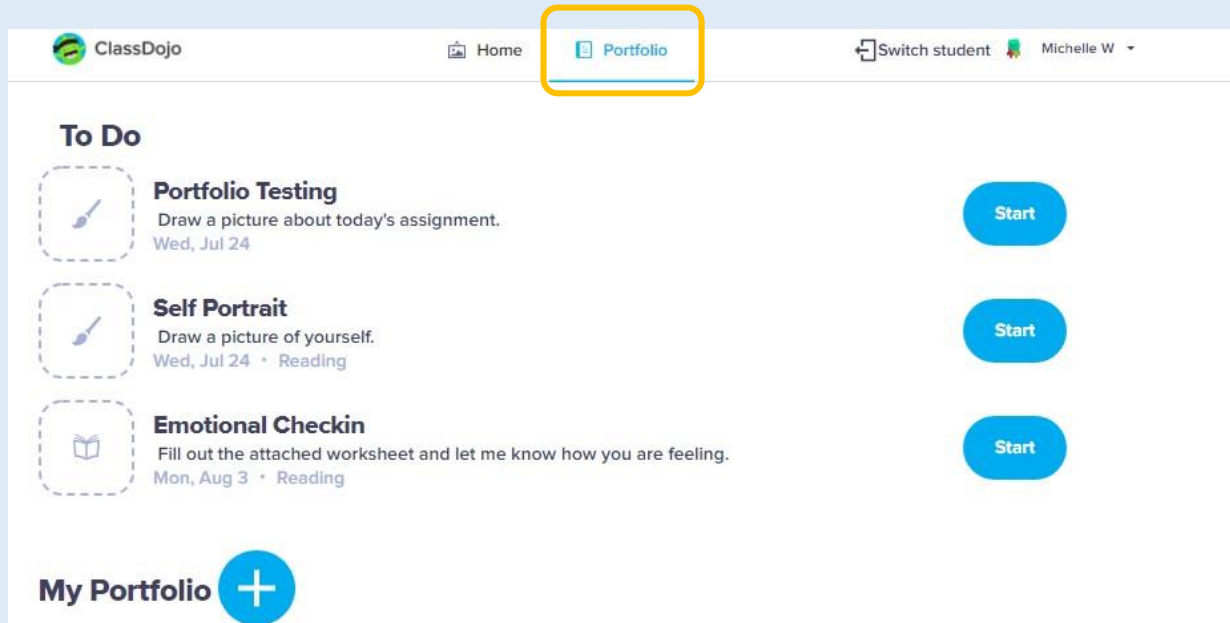
https://www.youtube.com/watch?v=3XCXSBHbMIo&feature=emb_logo

If you need more help the following slides will give you step by step instructions...

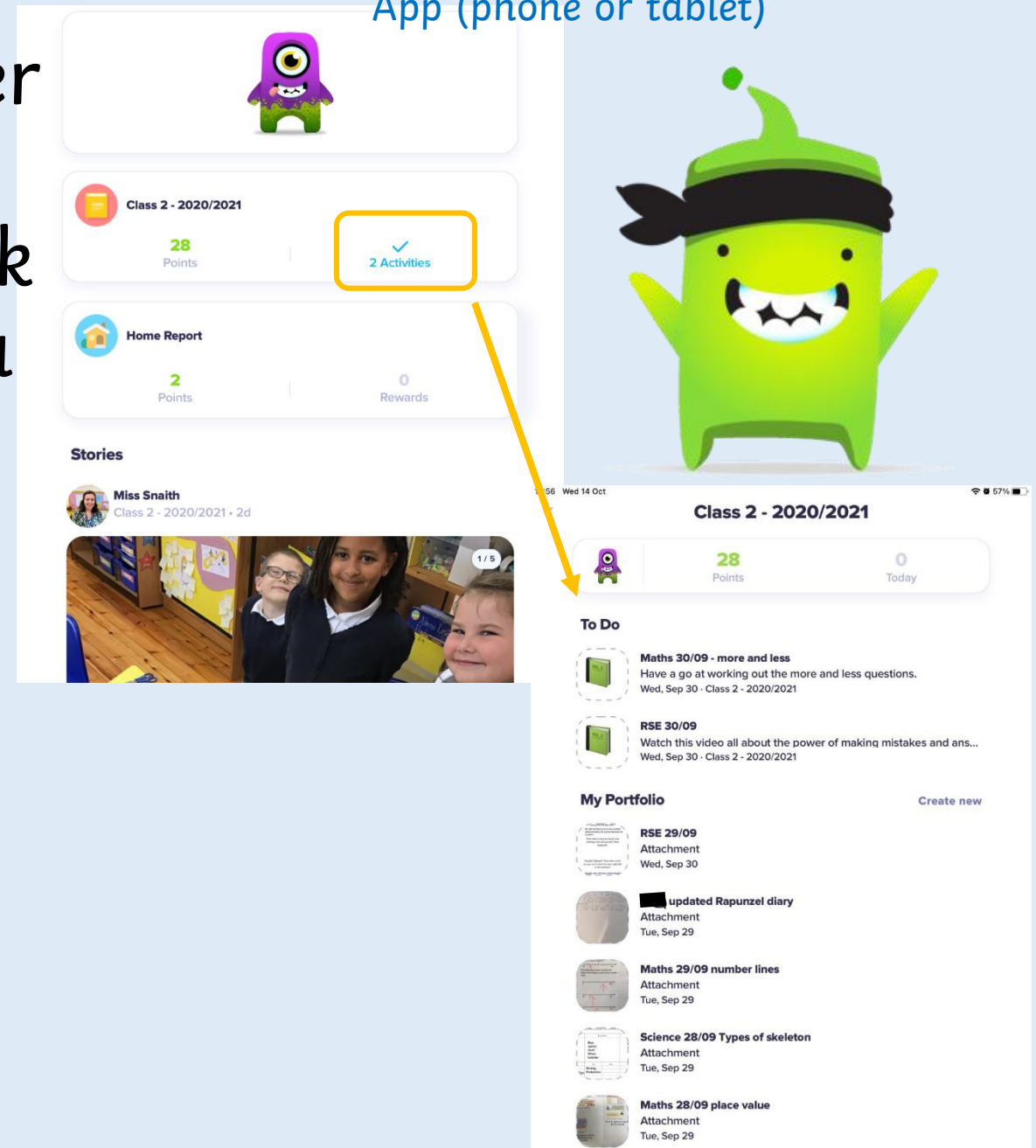


1. You will see all of your child's assigned activities under "To Do" at the top of the "Home" or "Portfolio" tab. Click "Start" next to the activity you would like to begin.

Desktop (computer or browser)



App (phone or tablet)



2. Read the activity instructions and use the different tools to complete the assignment



App (phone or tablet)

17:56 Wed 14 Oct 57%

Worksheet

Maths 30/09 - more and less

Have a go at working out the more and less questions.

Put the correct number in each box.

10 less	Number	10 more
100 less	Number	100 more

Complete the table.

100 less	Number	100 more

A counter is missing on the place value chart.

Hundreds	Tens	Ones

Start worksheet

Desktop (computer or browser)

Close Save Delete Emotional Checkin Hand in

ClassDojo

Emotional Checkin


Fill out the attached worksheet and let me know how you are feeling.

Relaxed Happy Excited	Confused Nervous Scared	Angry Frustrated Cranky	Sad Hurt Disappointed

Today I am feeling...

Because...

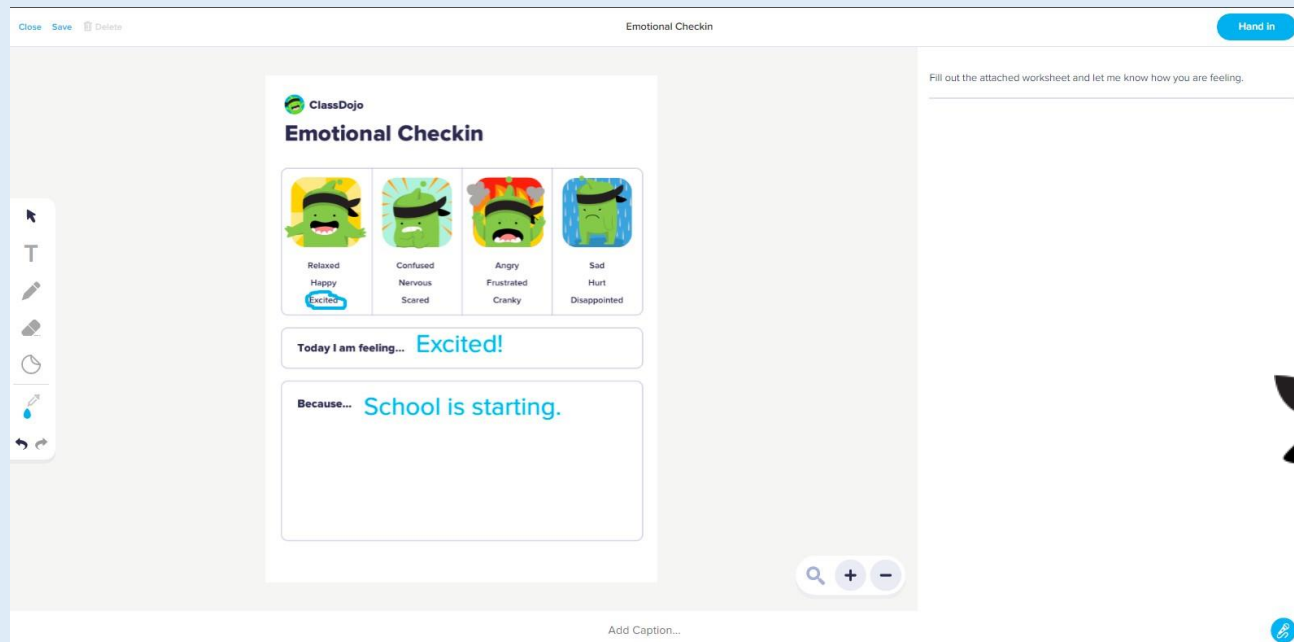
Add Caption...

3. Clicking “Save” or “Done” will save the assignment as a draft that students can come back and access to finish later. Clicking “Hand in” or  will submit the post to the student’s teacher for approval.

App (phone or tablet)

Cancel Done

Desktop (computer or browser)



Close Save Delete Emotional Checkin Hand in

ClassDojo
Emotional Checkin

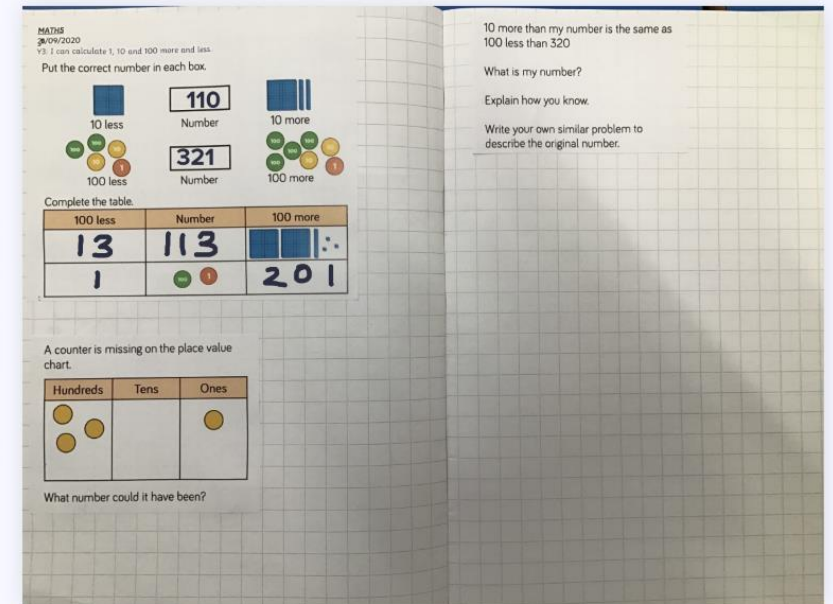
Relaxed Happy Excited
Confused Nervous Scared
Angry Frustrated Cranky
Sad Hurt Disappointed

Today I am feeling... **Excited!**

Because... **School is starting.**

Fill out the attached worksheet and let me know how you are feeling.

Add Caption...



MATHS
28/04/2020
Y3: I can calculate 1, 10 and 100 more and less.
Put the correct number in each box.

10 less: 110 Number
100 less: 321 Number

10 more: 100 more
100 more: 201

Complete the table.

100 less	Number	100 more
13	113	201
1		

A counter is missing on the place value chart.

Hundreds	Tens	Ones
● ●		●

What number could it have been?

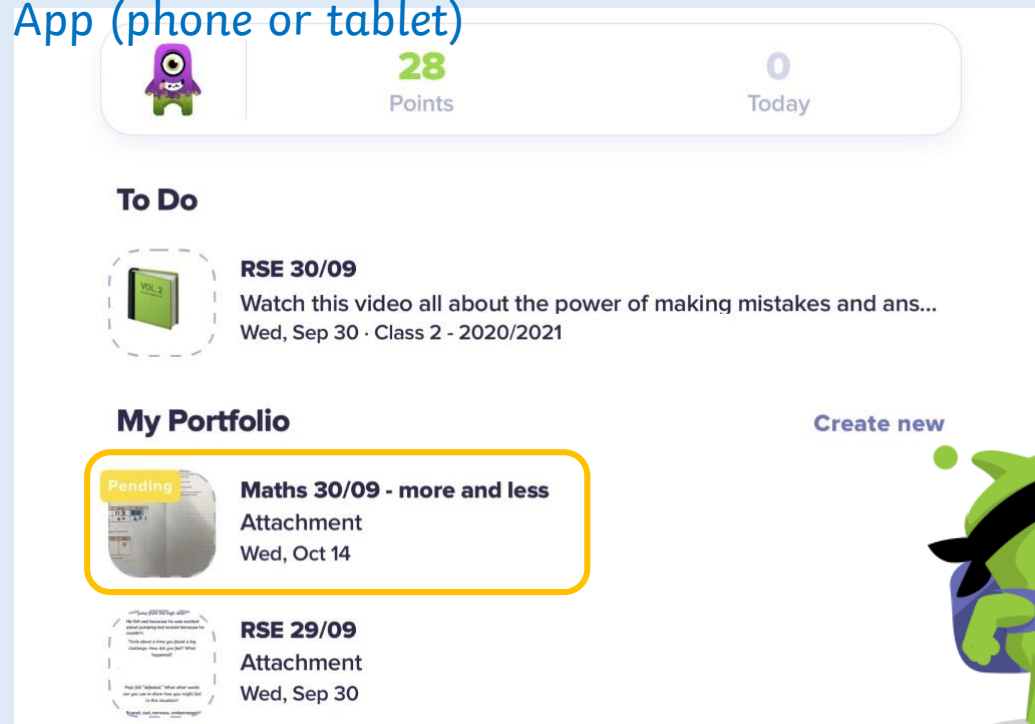
10 more than my number is the same as 100 less than 520
What is my number?
Explain how you know.
Write your own similar problem to describe the original number.

Instructions



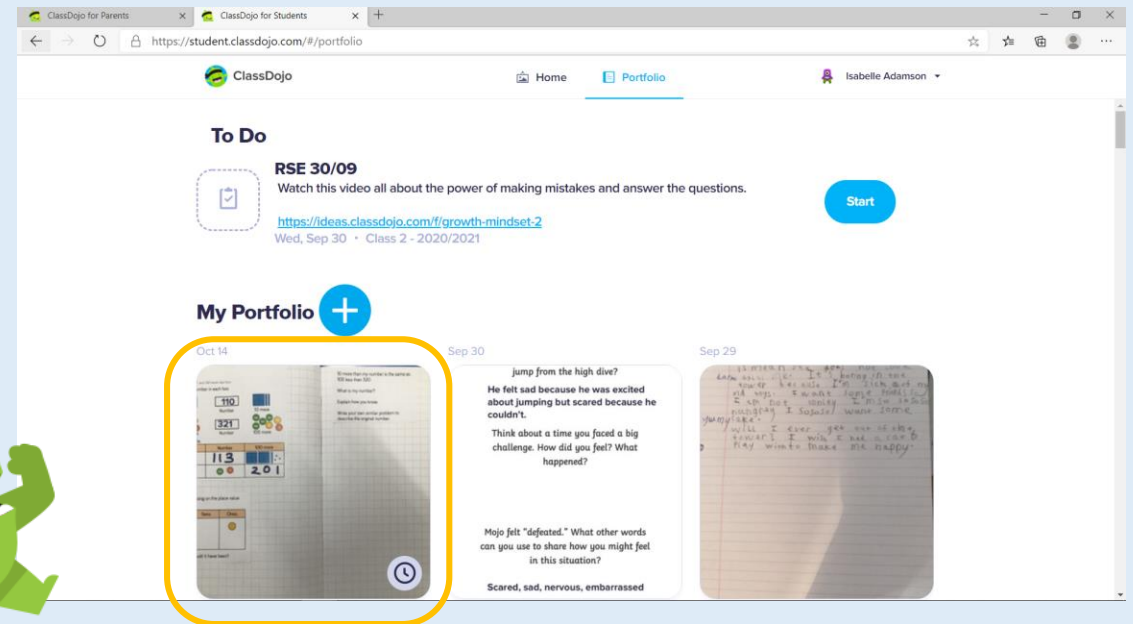
4. Teacher's can then send back or approve your child's activity. Once approved you will be able to see it on their portfolio on your parent account. You will also be able to see any comments their teachers have added too!

App (phone or tablet)



The screenshot shows the ClassDojo mobile app interface. At the top, there is a purple monster icon, a score of 28 Points, and a Today score of 0. Below this is a 'To Do' section with a task titled 'RSE 30/09' with a video icon, described as 'Watch this video all about the power of making mistakes and ans...'. The 'My Portfolio' section is highlighted with a yellow border and contains three items: 'Pending Maths 30/09 - more and less Attachment' dated 'Wed, Oct 14', and 'RSE 29/09 Attachment' dated 'Wed, Sep 30'. A 'Create new' button is visible next to a green cartoon character.

Desktop (computer or browser)



The screenshot shows the ClassDojo desktop website interface. The top navigation bar includes 'ClassDojo', 'Home', and 'Portfolio' tabs, with the user 'Isabelle Adamson' logged in. The 'To Do' section features a task 'RSE 30/09' with a video icon and a 'Start' button. The 'My Portfolio' section is highlighted with a yellow border and shows three items: 'Oct 14' with a video icon, 'Sep 30' with a text description 'jump from the high dive?' and a 'Scared, sad, nervous, embarrassed' comment, and 'Sep 29' with a photo of a child's drawing.

Need more help?

Have a look on the Class Dojo helpdesk:

<https://classdojo.zendesk.com/hc/en-us/categories/200185365-For-parents>

Message your Class Teacher on Class Dojo:

Or email school:

admin@sherburn-pri.n-yorks.sch.uk

admin@luttons.n-yorks.sch.uk

